


211 Micro Cartridge Fuse



Main Characteristics
 Micro Cartridge fuse; Fast- Acting(F)
Standard
 UL248-14

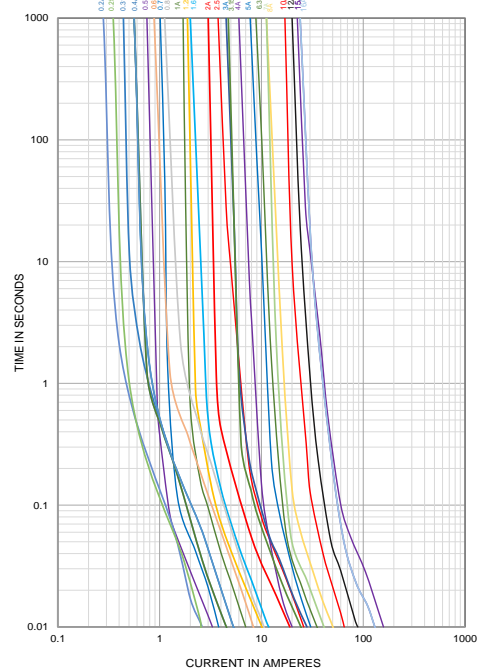
Materials
 Tube: Ceramic Tube
 End Caps: Nickel plated brass
 Axial Leads: Nickel plated caps
 Tin plated copper wires

Operating Temperature
 -55°C to +125°C
Storage Conditions
 +10°C to +60°C
 Relative humidity: ≤75% yearly average
 Without dew, maximum 30 days at 95%

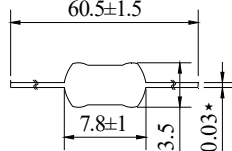
Vibration Resistance
 24 cycles at 15 min. each (60068-6)
 10-60Hz at 0.75mm amplitude
 60-2000Hz at 10g acceleration

Soldering Parameters
 260°C. ≤5 sec (Wave Soldering)
 350°C. ≤3 sec (Hand Soldering)
Soldering Peak:
 260°C. 10 sec. (IEC 60068-20)

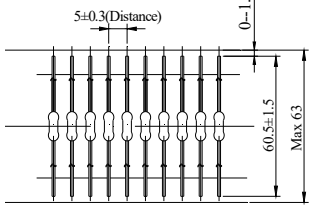
Average Current Curve(I-T Curve)



Dimensions (unit: mm)



★:
 100mA~6.3A : Φ0.60mm
 8.0A~20.0A : Φ0.80mm



Time vs Current Characteristics: UL248-14

Rated Current	100%	200%
200mA~16A	>4h	<60s



Electrical Characteristics at 25°C

Amp code	Rated Current	Rated Voltage	Typical Cold Resistance (mΩ)	Nominal Melting I ² t (A ² sec)	Breaking Capacity	Approvals			
						cULus	cURus	TUV	PSE
0200	200mA	125V AC 250V AC	990	0.077	50A@250V AC 50A@125V AC	•	○	○	○
0250	250mA		680	0.082		•	○	•	○
0315	315mA		369	0.190		•	○	•	○
0375	375mA		340	0.200		•	○	○	○
0400	400mA		270	0.210		•	○	•	○
0500	500mA		201	0.480		•	○	•	○
0630	630mA		160	0.930		•	○	•	○
0750	750mA		87.0	0.093		•	○	○	○
0800	800mA		62.0	0.564		•	○	•	○
1100	1.00A		60.0	0.531		•	○	•	○
1125	1.25A		44.3	1.03	•	○	•	○	
1150	1.50A		33.1	1.60	•	○	○	○	
1160	1.60A		37.84	0.85	•	○	•	○	
1200	2.00A		30.3	2.40	•	○	•	○	
1250	2.50A		20.5	5.83	•	○	•	○	
1300	3.00A		19.0	5.90	35A@250V AC 35A@125V AC	○	○	○	•
1315	3.15A		17.0	5.90		○	•	•	○
1400	4.00A		13.5	4.70		○	•	•	○
1500	5.00A		10.0	8.30		○	•	○	•
1630	6.30A		9.00	12.3		○	•	○	○
1700	7.00A	5.88	16.6	○		•	○	○	
1800	8.00A	5.88	21.0	○		•	○	○	
2100	10.00A	5.05	41.0	○		•	○	○	
2120	12.00A	32V AC 16V AC	3.50	78.32	50A@32V AC 100A@16V AC	○	•	○	○
2150	15.00A		3.01	249.6		○	•	○	○
2160	16.00A		2.85	169.49		○	•	○	○

- Note:** (1) Permissible continuous operating current is 100% at ambient temperature of 23°C (73.4°F)
 (2) The cURus and cULus certification for 100mA~10A only by 125V and 250V AC, for 12A~16A only by 16V and 32V AC; the TUV certification only by 250V AC.
 (3) The current values used for calculating I²T should be within the standard range of 8ms ~ 10ms.

Ordering Information

Series	Amp Code	Supplementary Code	Qty
211			