



TAI-SAW TECHNOLOGY CO., LTD.

No. 3, Industrial 2nd Rd., Ping-Chen Industrial District,
Taoyuan, 324, Taiwan, R.O.C.

TEL: 886-3-4690038 FAX: 886-3-4697532

E-mail: ttsales@mail.taisaw.com Web: www.taisaw.com

Product Specifications Approval Sheet

Product Name: SAW Filter 1237 MHz SMD 3.0X3.0 mm

TST Parts No.: TA0836A

Customer Parts No.: _____

Customer signature required
Company: _____
Division: _____
Approved by : _____
Date: _____

Checked by: _____ Anne Chen *Anne Chen*

Approval by: _____ Andy Yu *Andy Yu*

Date: _____ 2018/12/10

1. Customer signed back is required before TST can proceed with sample build and receive orders.
2. Orders received without customer signed back will be regarded as agreement on the specifications.
3. Any specifications changes must be approved upon by both parties and a new revision of specifications shall be released to reflect the changes



TAI-SAW TECHNOLOGY CO., LTD.

No. 3, Industrial 2nd Rd., Ping-Chen Industrial District,
Taoyuan, 324, Taiwan, R.O.C.

TEL: 886-3-4690038 FAX: 886-3-4697532

E-mail: tstsales@mail.taisaw.com Web: www.taisaw.com

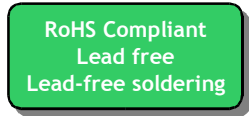
SAW Filter 1237 MHz

MODEL NO.:TA0836A

REV. NO.:2

A. MAXIMUM RATING:

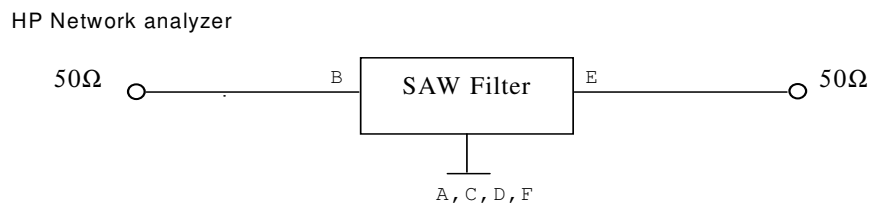
1. Input Power Level: 10 dBm
2. DC Voltage : 3V
3. Operating Temperature: -50°C to +60°C
4. Storage Temperature: -50°C to +85°C
5. Moisture Sensitivity Level: Level 1 (**MSL 1**)



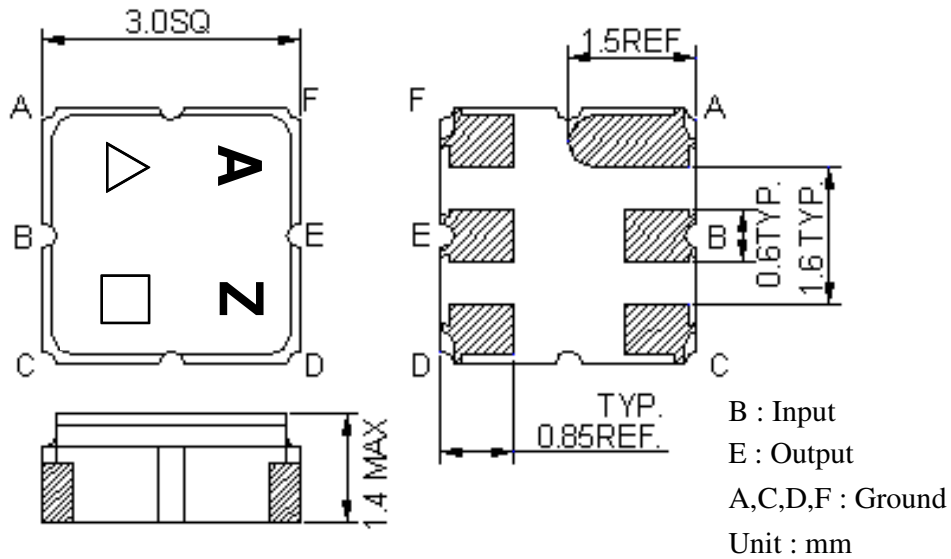
B. ELECTRICAL CHARACTERISTICS:

Item	Unit	Min.	Type.	Max.	Note	
Center Frequency	Fc	MHz	-	1237	-	
Min. Insertion loss	IL	dB	-	2.4	3	
Bandwidth @ -1 dB		MHz	-	46	-	
Bandwidth @ -1.5 dB		MHz	40	51	-	
Attenuation (Reference level from 0 dB)						
Fc - 60	MHz	dB	30	60	-	-
Fc - 50	MHz	dB	20	50	-	-
Fc + 50	MHz	dB	20	30	-	-
Fc + 60	MHz	dB	30	38	-	-
Temperature Coefficient of Frequency		Ppm/°C	-	-36	-	-

C. MEASUREMENT CIRCUIT:



D. OUTLINE DRAWING:



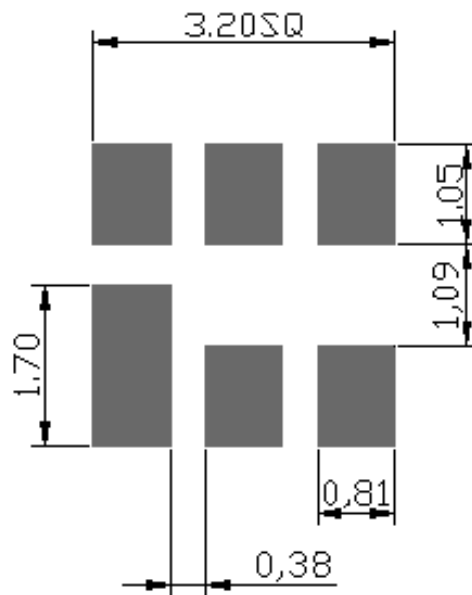
△ : Year Code (2016->6, ..., 2019->9)

□ : Date Code (Follow the table from planner each year)

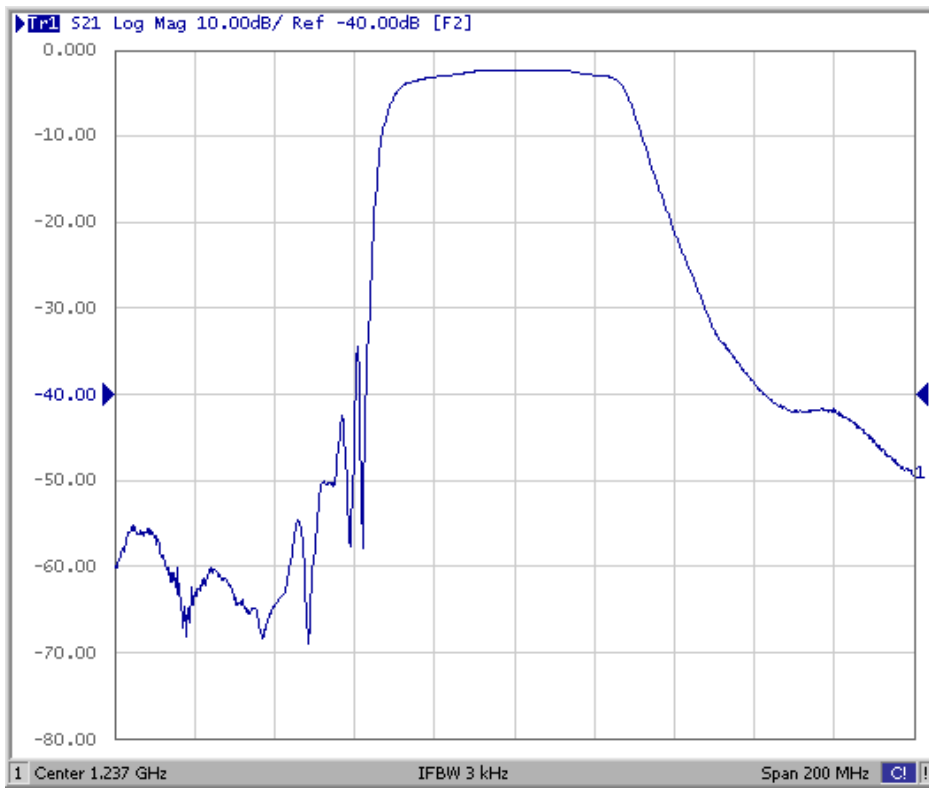
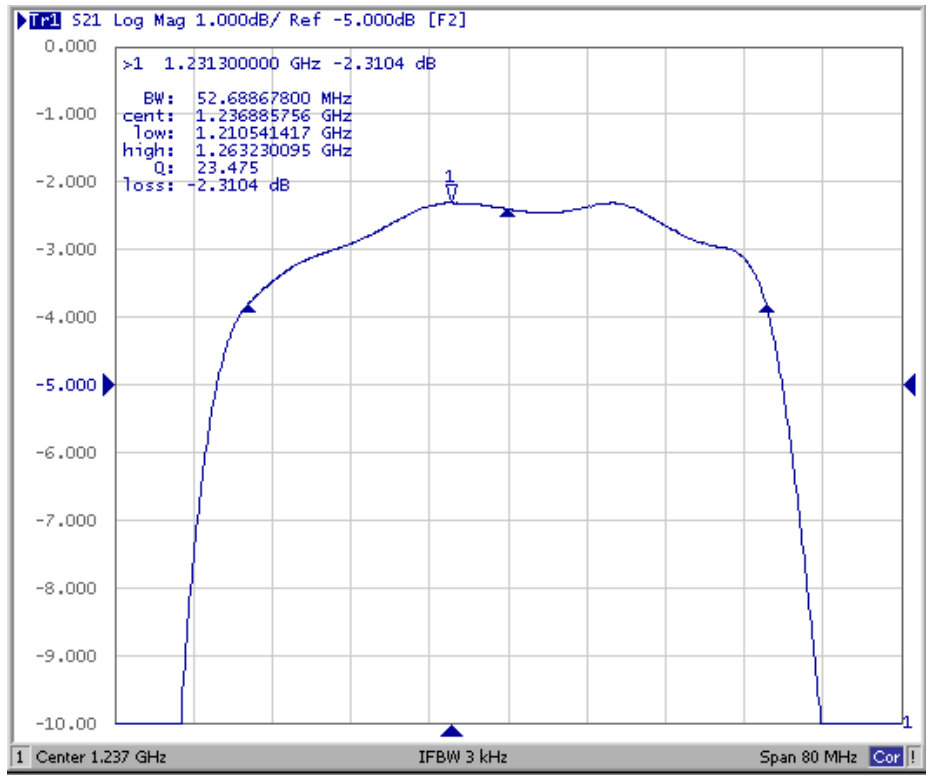
Date Code Table:

WK01	WK02	WK03	WK04	WK05	WK06	WK07	WK08	WK09	WK10	WK11	WK12	WK13
A	B	C	D	E	F	G	H	I	J	K	L	M
WK14	WK15	WK16	WK17	WK18	WK19	WK20	WK21	WK22	WK23	WK24	WK25	WK26
N	O	P	Q	R	S	T	U	V	W	X	Y	Z
WK27	WK28	WK29	WK30	WK31	WK32	WK33	WK34	WK35	WK36	WK37	WK38	WK39
a	b	c	d	e	f	g	h	i	j	k	l	m
WK40	WK41	WK42	WK43	WK44	WK45	WK46	WK47	WK48	WK49	WK50	WK51	WK52
n	o	p	q	r	s	t	u	v	w	x	y	z

E. PCB FOOTPRINT:



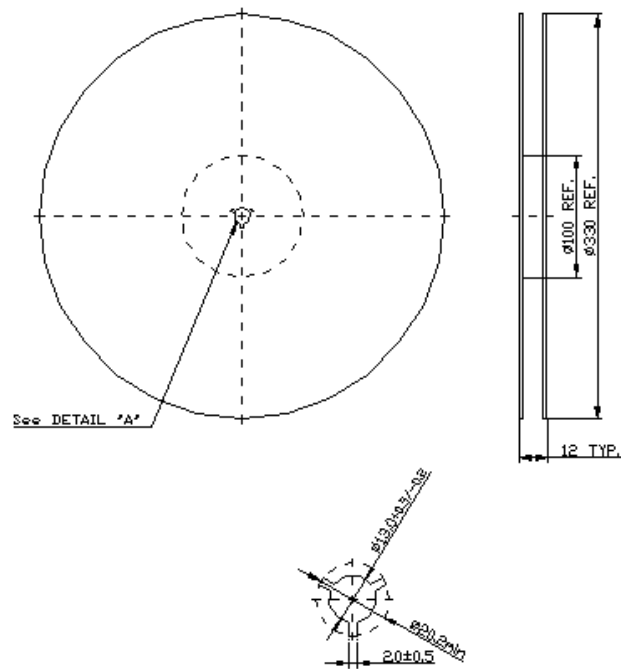
F. FREQUENCY CHARACTERISTICS :



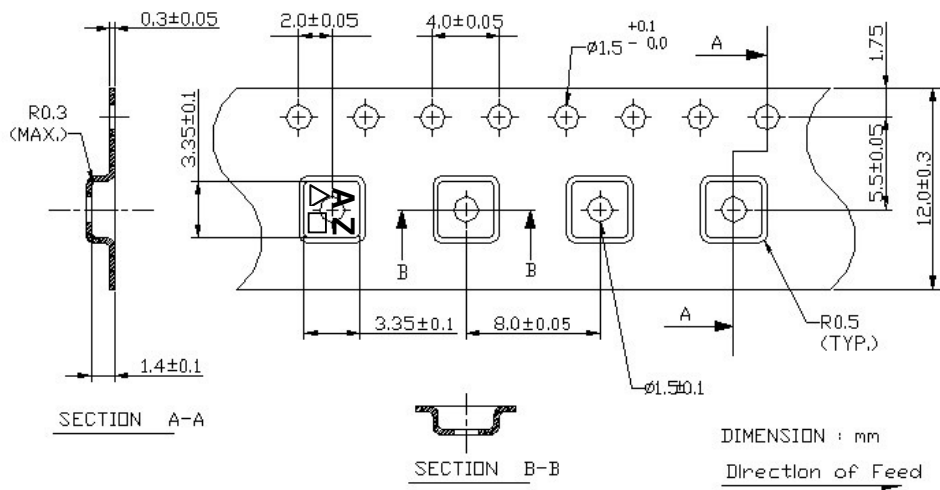
G. PACKING:

1. REEL DIMENSION (Reel Count : 7"=1000 ; 13"=3000)

(Please refer to FR-75D10 for packing quantity)



2. TAPE DIMENSION



H. RECOMMENDED REFLOW PROFILE :

