



# TAI-SAW TECHNOLOGY CO., LTD.

No. 3, Industrial 2nd Rd., Ping-Chen Industrial District,  
Taoyuan, 324, Taiwan, R.O.C.

TEL: 886-3-4690038 FAX: 886-3-4697532

E-mail: [tstsales@mail.taisaw.com](mailto:tstsales@mail.taisaw.com) Web: [www.taisaw.com](http://www.taisaw.com)

## Product Specifications Approval Sheet

Product Name: Dielectric Filter 1223MHz SMD 6.6x6.05 mm (BW=50 MHz)

TST Parts No.: TR0020A

Customer Parts No.: \_\_\_\_\_

Customer signature required
Company: _____
Division: _____
Approved by : _____
Date: _____

Checked by: \_\_\_\_\_ Hongpu Lin *Hong Pu Lin*

Approved by: \_\_\_\_\_ Andy Yu *Andy Yu*

Date: \_\_\_\_\_ 2019/07/24

1. Customer signed back is required before TST can proceed with sample build and receive orders.
2. Orders received without customer signed back will be regarded as agreement on the specifications.
3. Any specifications changes must be approved upon by both parties and a new revision of specifications shall be released to reflect the changes.



# TAI-SAW TECHNOLOGY CO., LTD.

No. 3, Industrial 2nd Rd., Ping-Chen Industrial District,  
Taoyuan, 324, Taiwan, R.O.C.

TEL: 886-3-4690038 FAX: 886-3-4697532

E-mail: [tstsales@mail.taisaw.com](mailto:tstsales@mail.taisaw.com) Web: [www.taisaw.com](http://www.taisaw.com)

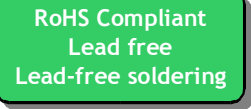
## Dielectric filter 1223 MHz

MODEL NO.: TR0020A

REV. NO.:2

### A. MAXIMUM RATING:

1. Input Power Level: 1 W
2. DC Voltage : 0 V
3. Operating Temperature: -40°C to +85°C
4. Storage Temperature:-40°C to +85°C
5. Moisture Sensitivity Level: Level 2a(MSL 2a)



**Electrostatic Sensitive Device (ESD)**

### B. ELECTRICAL CHARACTERISTICS:

Terminating source impedance (single ended) :  $Z_s = 50 \Omega$

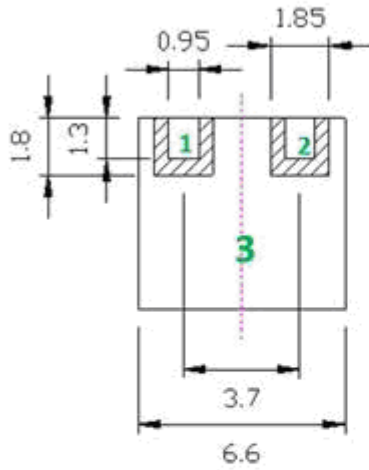
Terminating load impedance (single ended) :  $Z_L = 50 \Omega$

NO.	Item	Unit	Spec		
			min.	typ.	max.
1	Central Frequency	MHz	1223		
2	Band Width	MHz	50		
3	Pass Band Insertion Loss	dB		1.2dB	2.0dB
4	Pass Band Ripple	dB		0.5dB	0.8dB
5	Pass Band Return Loss	dB	10dB	13dB	
6	Stop-Band Attenuation at 1087 MHz	dB	30dB	35dB	

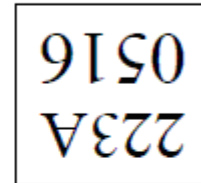
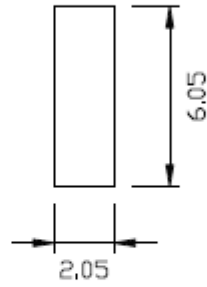
Item NO.6 specifies the absolute value of attenuation.

**C. OUTLINE DRAWING:**

斜線部分為filter 淨空區



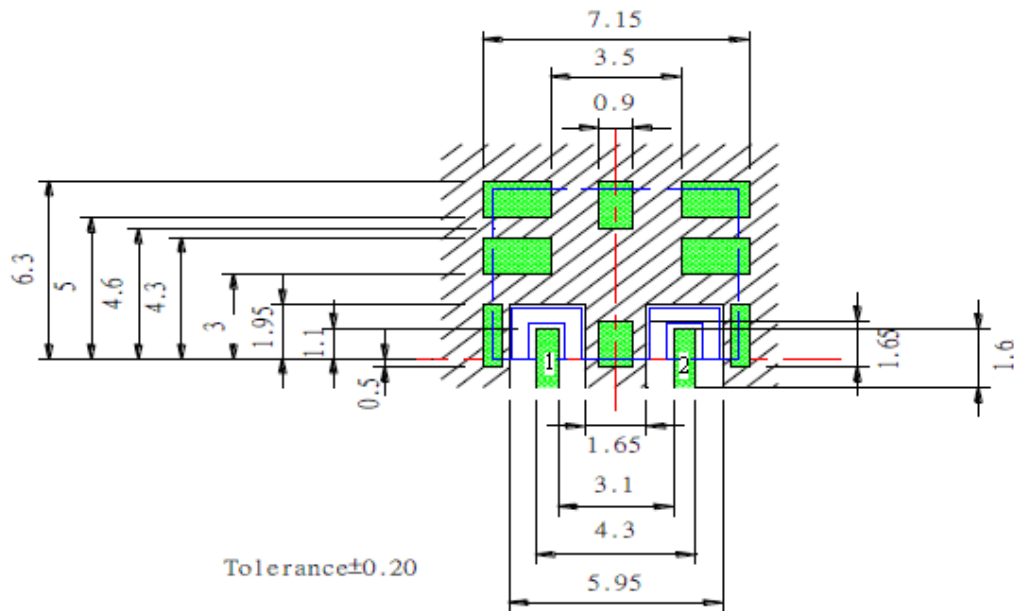
Pin	Name	Description
1	I/O 1	Input/Output
2	I/O 2	Input/Output
3	GND	Ground



223Aproduct name (J1223)  
 05month  
 16:year (2016)

Tolerance : ±0.25mm

## D. PCB Footprint



Conductive Material:  
Ground, connected to  
lower ground diameter of  
0.3mm and max.distance  
of 1.0mm.



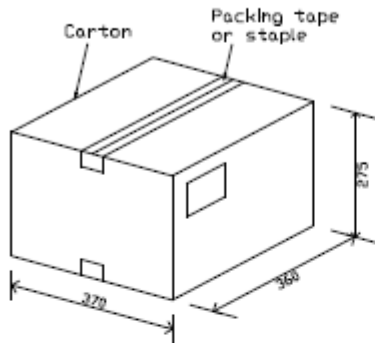
I/O Pads and LAND,  
I/O must be connected to lineswith  
50Ω impedance.  
in the application a  
termination of 50Ω  
must be realized.

Pin	Name	Description
1	I/O 1	Input/Output
2	I/O 2	Input/Output
Others		Ground

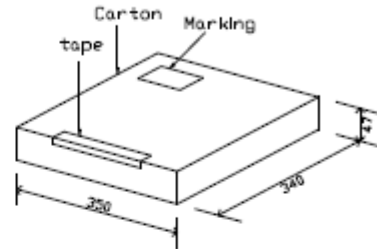


### 3. PACKAGE STYLE

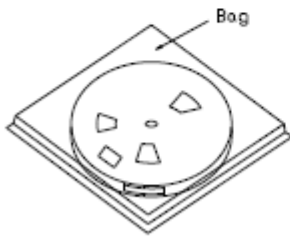
1. Outer Carton  
Quanylty:5000PCS



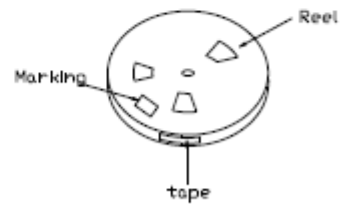
2. Inner Carton  
Quanylty:1000PCS



3. Bag  
Quanyity:1000PCS

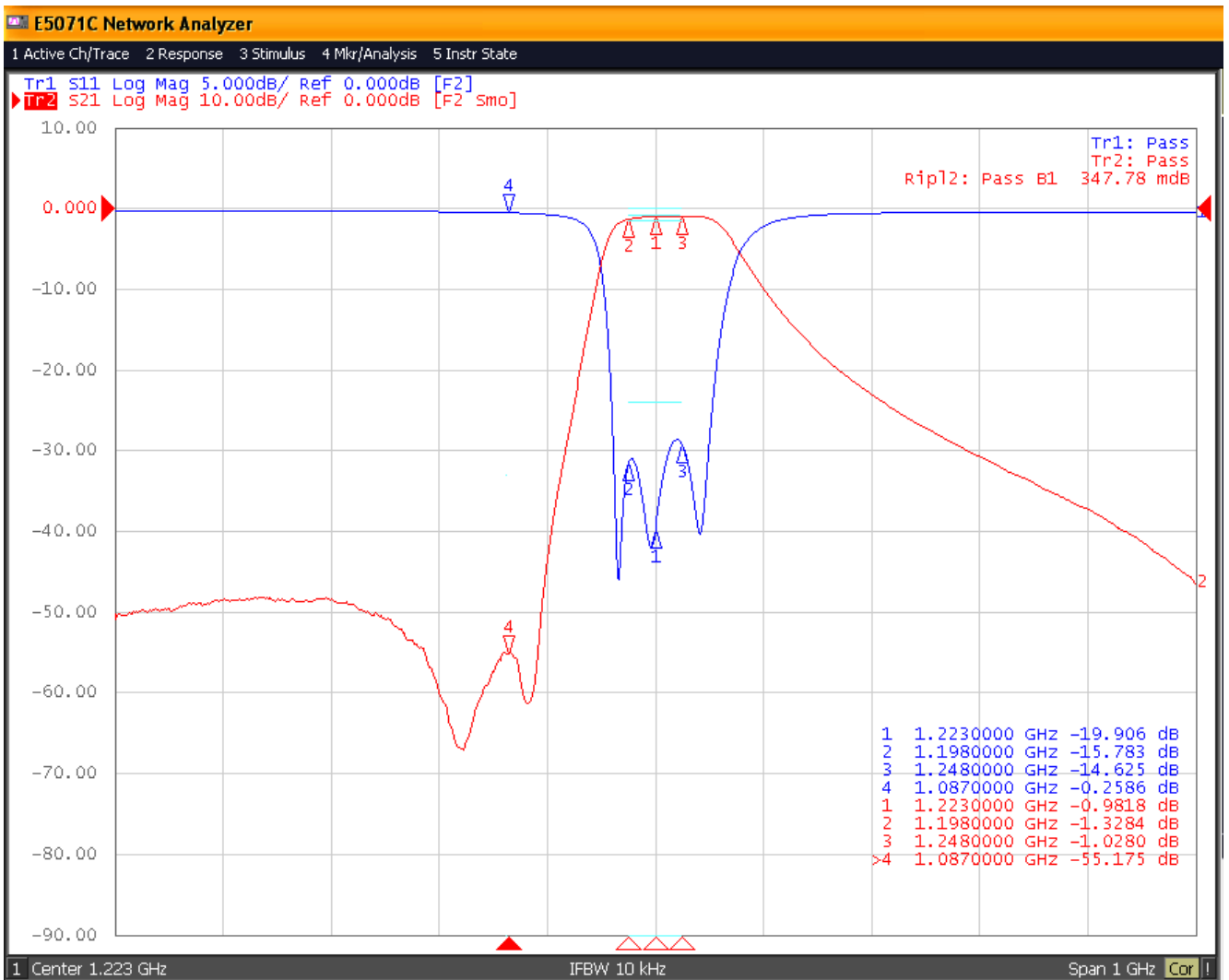


4. Taping  
Quanyity:1000PCS



Unit:mm

## F. Frequency Characteristics :

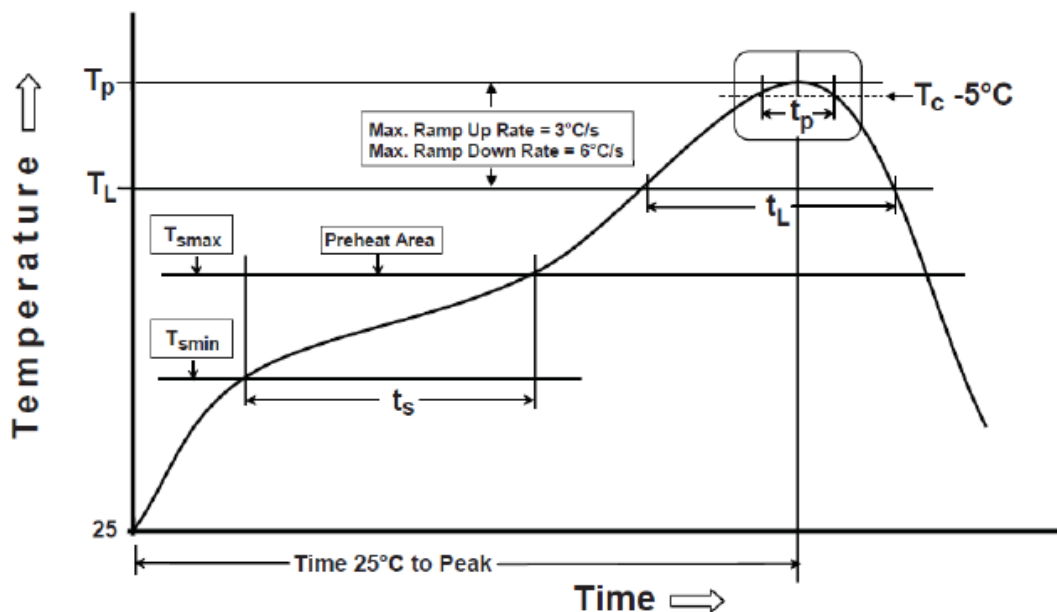


## G. Recommended Reflow Profile:

Phase	Profile features	Pb-Free Assembly (SnAgCu)
PREHEAT	-Temperature Min( $T_{smin}$ ) -Temperature Max( $T_{smax}$ ) -Time( $t_s$ ) form ( $T_{smin}$ to $T_{smax}$ )	150°C 200°C 60-120 seconds
RAMP-UP	Avg. Ramp-up Rate ( $T_{smax}$ to TP)	3°C/second(max)
REFLOW	-Temperature( $T_L$ ) -Total Time above $T_L$ ( $t_L$ )	217°C 30-100 seconds
PEAK	-Temperature( $T_P$ ) -Time( $t_p$ )	260°C 3 second
RAMP-DOWN	Rate	6°C / second max.
Time from 25°C to Peak Temperature		8 minutes max.
Composition of solder paste		96.5Sn/3Ag/0.5Cu
Solder Paste Model		SHENMAO PF606-P26

Note : All the temperature measure point is on top surface of the component, if temperature over recommend, it will make component surface peeling or damage.

The graphic shows temperature profile for component assembly process in reflow ovens



### Soldering With Iron:

Soldering condition : Soldering iron temperature  $270 \pm 10$  °C.

Apply preheating at 120°C for 2-3 minutes. Finish soldering for each terminal within 3 seconds, if soldering iron over temperature  $270 \pm 10$  °C or 3 seconds, it will make component surface peeling or damage. Soldering iron can not leakage of electricity.