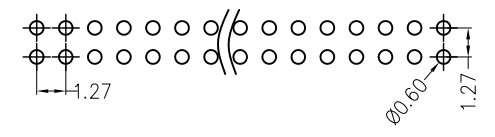
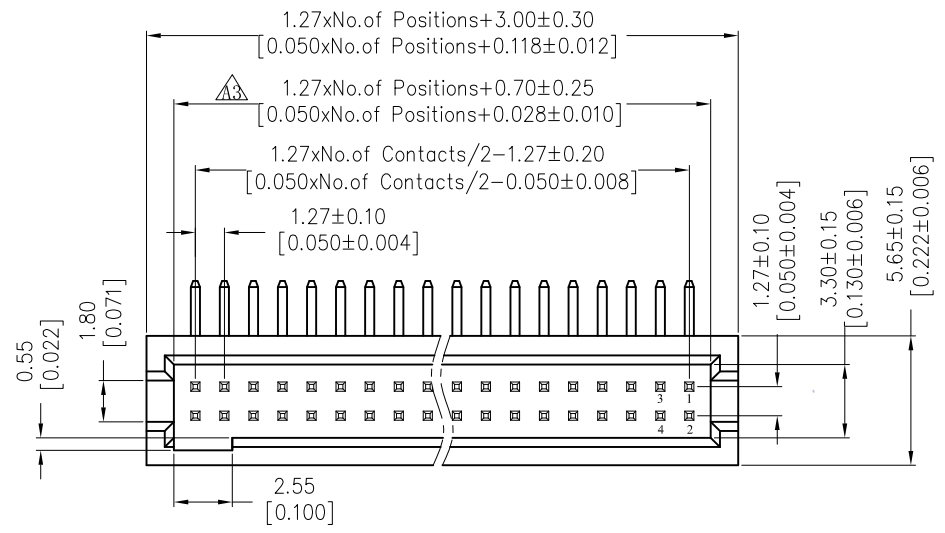


HSF

Recommended P. C. B Layout (Top Side)
(PCB BOARD TOLERANCE ±0.05)

NOTES:
Current Rating: 1AMP
Contact Resistance: 20mΩ max
Withstand Voltage: 500V AC/DC
Insulation Resistance: 1000MΩ min
Operation Temperature: -40°C to +105°C

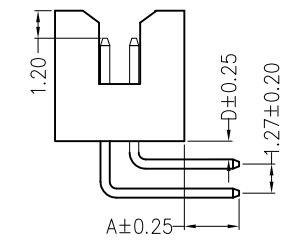
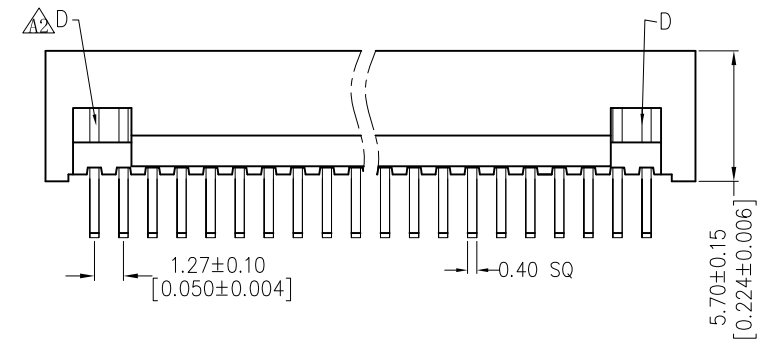
Contact Material: Brass
Contact plating: Au or Sn Over Ni
Insulator Material: PA9T+33%GF(UL94V-0)
6 To 8 Pin No "D" Configuration



Ordering Information

3131- XX R XX B K 00 X 1

No. of Pins	Contact Plating	Color Insulator	Packing
6 8	G0=Gold Flash	B=Black	T=Tube
10 34	G3=10u"Gold		P=Tube+CAP
14 40	G4=15u"Gold		R=Tape&Reel+CAP
20 44	G5=30u"Gold		
24 50	S0=Gold Flash/Tin		
26 60	S3=10u"Gold/Tin		
30 64	S4=15u"Gold/Tin		
32 80	S5=30u"Gold/Tin		
100	SN=Tin		



Item	Pitch	Mating	A	D
Standard	1.27	2344	2.40	0.80
Alternate				

REV	DATE	MODIFICATION DESCRIPTION	CHANGE	OPERATION	DRAW	DATE	SCALE	FIT	PART NO.
A3	2016/11/14	Change Dimension	△	OPERATION	DingWenMin	2016/11/14	SCALE	FIT	3131-XXRXXBK00X1
A2	2013/09/27	Modify	△	X.X ±0.40	CHECK	DATE	UNIT	mm	TITLE: 1.27 BOX HEADER 90° H=5.70
A1	2012/12/28	MODIFY THE NOTES	△	X.XX ±0.25	APPROVE	DATE	SIZE	A4	
A0	2012/09/18	NEW	—	X.XXX ±0.15			SHEET	1/1	
				Angle ± 3°			PROJ.	Customer NO.	
				DIM TOL					